PLAN SHOWING THE PROPOSED RESIDENTIAL BUILDING AT PLOT NO:1, DOOR NO:1, NORTH CRESENT ROAD/ LAKSHMI COLONY ROAD, T.NAGAR, CHENNAI. COMPRISED IN OLD S.NO: 4887/1(PART), R.S.NO: 8611,BLOCK NO: 114, T.NAGAR VILLAGE IN GREATER CHENNAI CORPORATION, ZONE: 09, DIVISION : 117

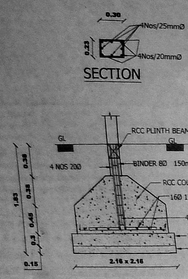

DETAIL OF R.C.C COLUMN

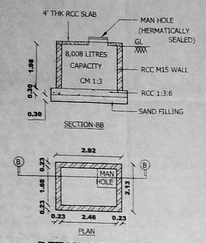

DETAILS OF SUMP FOR RAIN WATER CONSERVATION
(HERMATICALLY COVERED)
(U/G)TANK(2)

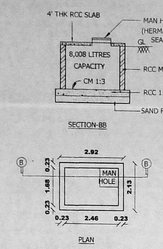

DETAILS OF SUMP FOR METRO WATER CONSERVATION
(HERMATICALLY COVERED)
(U/G)TANK(1)

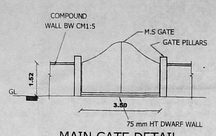

MAIN GATE DETAIL
COMPOUND WALL

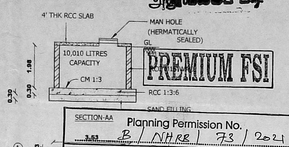

DETAILS OF SUMP FOR SULLAGE WATER COLLECTION
(HERMATICALLY COVERED)
(U/G)TANK(3)

PREMIUM FSI

Planning Permission No. B/WHRR/73/2021
APPROVED
Subject to conditions mentioned in this office Letter No. B1/WHRR/C/186/2020 Dated 03.2021.
For Chief Planner
Chennai Metropolitan Development Authority
For High Rise Buildings
Chennai - 600 008.
Concerned Local Body

This Planning Permission issued under New Rule TNCDBR, 2019 is subject to final outcome of the W.P.(MD) Nos.6948 of 2019 and WMP (MD) Nos. 6912 & 6913 of 2019.

This Planning Permission as per the delegated powers given by Member Secretary, CMDA in Office Order No. 7/2019 dated 12.03.2019.

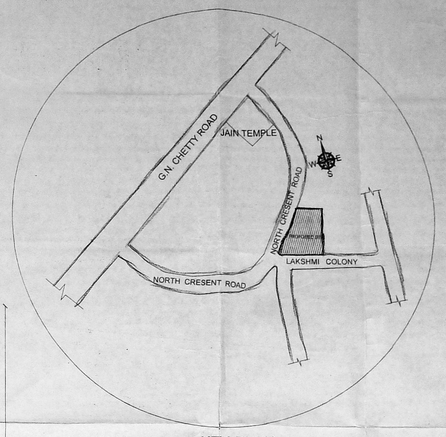

KEY PLAN.
(NOT TO SCALE)

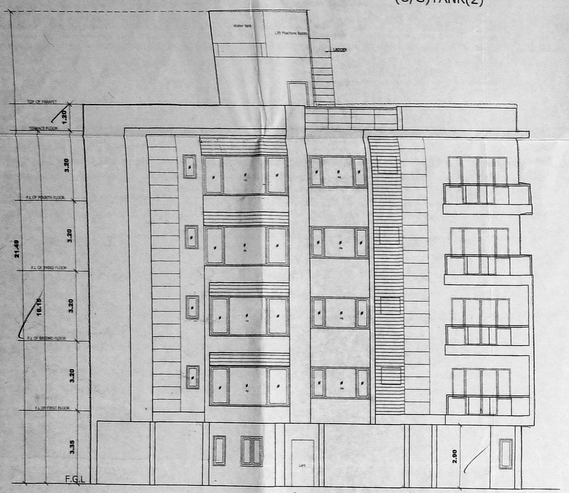

WEST SIDE ELEVATION

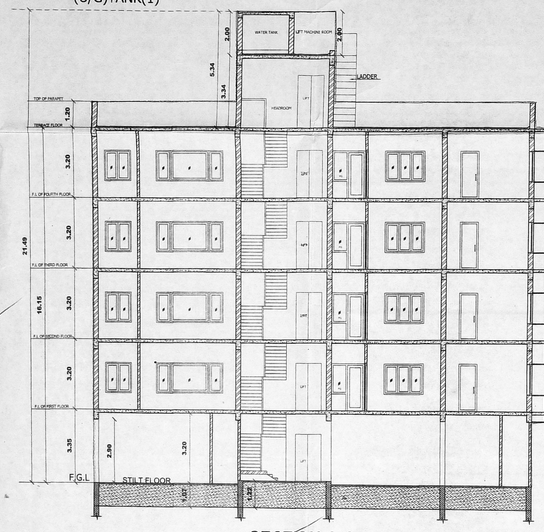

SECTION A-A

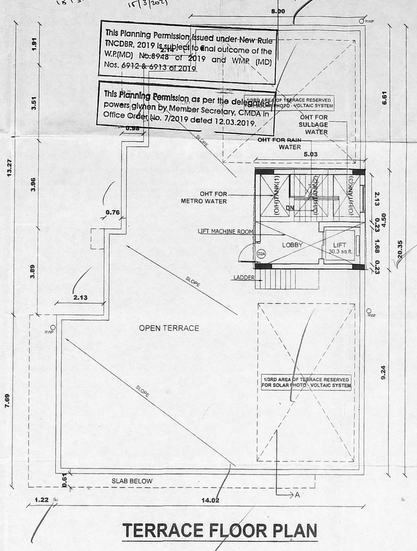

TERRACE FLOOR PLAN

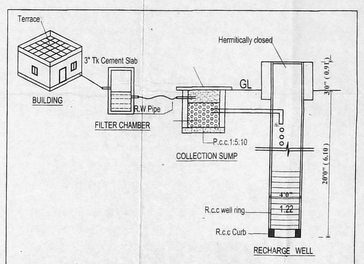

Proposed Rain Water Harvesting System
Provided As Per CBR Norms Drawing NO:3A
(Not to Scale)

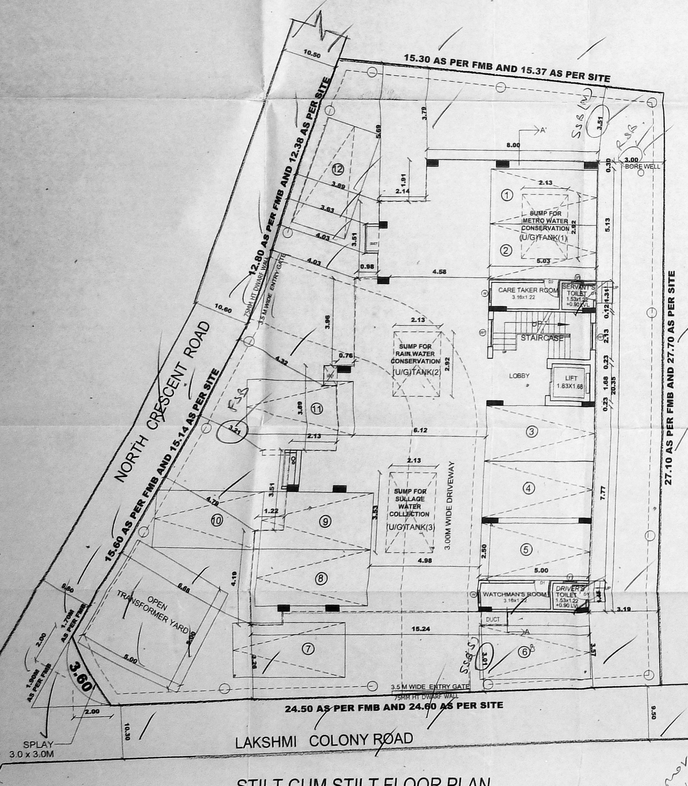

STILT CUM STILT FLOOR PLAN

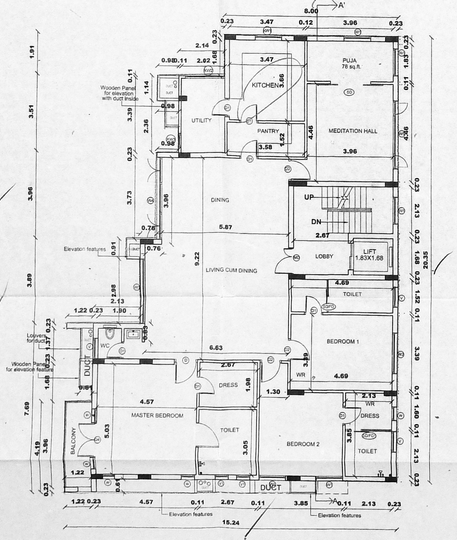

TYPICAL FLOOR PLAN
(FIRST,SECOND & THIRD FLOOR PLAN)

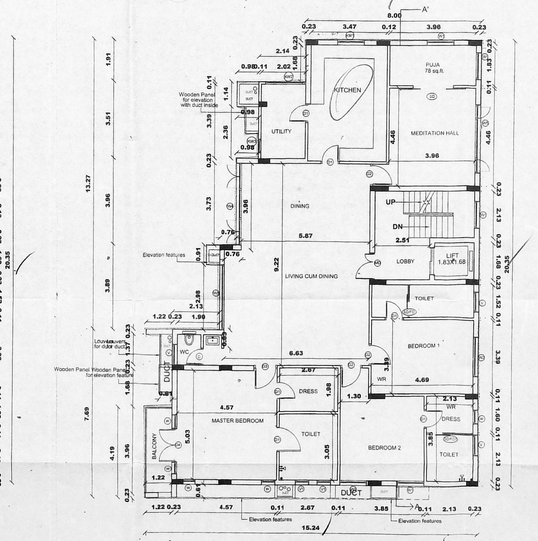

FOURTH FLOOR PLAN

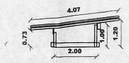

DETAILS OF SOLAR PANEL

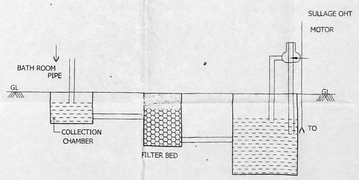

C.S OF RE CYCLING OF SULLAGE WATER

JOINERY DETAILS

TYPE	DESCRIPTION	SIZE.(IN M.)
MD	MAIN DOOR	1.22 x 2.13
D	ENT DOOR	1.07 x 2.13
D1	DOOR	0.84 x 2.13
D2	DOOR	1.00 x 2.13
W	WINDOW	0.60 x 1.45
W1	WINDOW	1.22 x 1.37
W2	WINDOW	1.83 x 1.45
W3	WINDOW	2.98 x 1.45
W4	WINDOW	3.73 x 1.45
W5	WINDOW	3.10 x 1.45
KW1	KITCHEN WINDOW	1.22 x 1.07
KW2	KITCHEN WINDOW	1.22 x 1.37
KW3	KITCHEN WINDOW	1.22 x 1.37
SD	SLIDING DOOR	1.83 x 2.13
SD/FD	SLIDING DOOR	1.52 x 2.13
V	VENTILATOR	0.91 x 0.60

PLOT AREA DETAILS

AS PER DOCUMENT	558.16 Sq.M
AS PER PATTA	486.00 Sq.M

BUILDING AREA DETAILS

FLOOR DETAILS	FSI AREA (IN SQ.M)
STILT FLOOR AREA	-
FIRST FLOOR AREA	246.63
SECOND FLOOR AREA	246.63
THIRD FLOOR AREA	246.63
FOURTH FLOOR AREA	246.63
TOTAL AREA	986.52

TOTAL FSI ACHEIVED: 986.52 / 486.00 = 2.03

TOTAL CAR PARKING PROVIDED: 12NOS

TOTAL NO OF DWELLING UNITS: 04NOS

SPECIFICATIONS:-

1. B.W. IN C.M 1:5
2. R.C.C. 1:2:4 FOR FOUNDATION,BEAMS,COLUMNS & SLABS.
3. WINDOWS, PAINT TWO COATS OF CEMENT PAINT OVER A PRIMER COAT.
4. FLOORING:
   TOILET- GLAZED TILES OVER A CM 1:5
   OTHER AREA MOSAIC OVER A CM 1:5
5. WEATHERING PROOF:
   SURKI CONCRETE 1:3 WITH TWO COURSE OF PRESSED TILES ABOVE.

N W E S

COLOUR INDEX
PROPOSAL WORK
PLOT BOUNDARY
ROAD

SCALE	1 : 100	DATE : 10/03/2021

ALL DIMENSIONS ARE IN METER.

SIGNATURE OF OWNER :

Nalini Parthasarathi
(NALINI PARTHASARATHI)
R.Vangal
(RAMESH VANGAL)

REGISTERED ARCHITECT .

RAVI KUMAR NAIR, B.Arch, F.I.I.A
Registered Architect No. CA/77/3496
RA/Gr.I/19/04/188
No.,Kilpauk Garden Road,
Chennai - 600 010.

REGISTERED STRUCTURAL

Er. G. KUMARAN M.E.(Structural),Ph.D.,(Structural-IIT Madras),
Approved Structural Design Consultant
SPANCHECK ENGG CONSULTANTS
Charted Civil Engineer (Institution of Engineers-M1284185)
Reg. Structural Engineer in Chennai Corporation, CMDA & DTCP
No. A-30, MGR Road, R.K. Apartment, IInd Floor
State Bank Colony, Nanganallur, Chennai-61
Email: spancheck@gmail.com
Mo:+91-9442294807 or +91-9840756412

CMDA-SE/Gr-I/19/05/119